



MUSEUM LOAN PROGRAM AT THE MORRIS MUSEUM



EXHIBITS DESIGNED for K-2

Morris Museum Loan Program

About the Program

The Museum Loan Department has more than 1,400 portable boxed exhibits containing handling objects and interpretive materials that relate to subjects in the arts, sciences, history, and humanities. The boxed exhibits contain artifacts, models, charts, reproductions of artwork, science experiments, classroom activities, and mounted specimens of mammals, birds, and insects to enhance learning experiences. The collection also contains a number of CDs, DVDs, and a large slide collection, with slide projectors.

Hours and Location

Tuesday, Wednesday and Thursday from 9:30 a.m. to 5 p.m. In July and August, the department is open to the public on Wednesdays only. The easy-access entrance ramp is located at the rear of the museum, underneath the parking deck. The Morris Museum is located at 6 Normandy Heights Road in Morristown, New Jersey.

Borrowing

Boxed exhibits can be borrowed for two weeks and may be reserved up to two months in advance. Showcase exhibits, to be placed in a locked showcase, are available for a one-month loan. Workshop exhibits, which require preparation, are six-week loans. Pickup and return of exhibits are the responsibility of the borrower. Transportation must be in a closed vehicle.

Boxed Exhibit Listing

An online catalogue lists offerings and provides exhibit descriptions with related NJ Core Curriculum Content Standards to aid teachers in choosing exhibits that fit curriculum needs.

Fees and Membership

Individual Schools/Districts: See Morris Museum website's *Museum Loan Program* page for fees.

Individual Family: \$50

Public Library or Private Organization: \$375





Adult/Senior Facilities: \$375

An annual membership (September through August) is available to schools, school districts, home school groups, libraries, senior facilities, and individuals. Other groups should call for additional information.

New Jersey Core Curriculum Content Standards

1. Visual and Performing Arts
2. Comprehensive Health and Physical Education
3. Language Arts Literacy
4. Mathematics
5. Science
6. Social Studies
7. World Languages
8. Technological Literacy
9. Career Education and Consumer, Family and Life Skills


Exhibit Codes

	Exhibit Box with a variety of items
	Pictures
	Chart
	Slides

**For more information or to become a Museum Loan member,
please call 973.971.3709
or email slboxreserves@morrismuseum.org.**

EXHIBITS DESIGNED FOR GRADES K THROUGH 2

-  **American Indian Musical Instruments** (Standards 1.1, 1.2, 1.5; 6.1-6.4, 6.6)
Drums, rattles, pipes, glossary; pictures
-  **Animal Families Figures** (Standards 5.1, 5.5, 5.10)
Small plastic animals in family groupings, word list, pictures of habitats
-  **Animal Families Pictures** (Standards 5.1, 5.5, 5.10)
-  **Animal Homes Pictures** (Standards 5.1, 5.5, 5.10)
Animals at home in a forest, in a meadow, in a pond
-  **Blueberry Hill Farm** (Standard 9.1)
Model barn, farmer, animals
-  **City Blocks** (Standard 6.6)
Buildings made from milk cartons; complements **What is a City?** box
-  **Community Helpers** (Standards 3.1; 9.1)
Firefighter hat, police hat, mail carrier hat, cutout figures, storybook
-  **Community Helpers on Wheels** (Standards 9.1)
Vehicles with cutout figures; activity
-  **Drums and Rattles** (Standards 1.1, 1.2, 1.5; 6.2, 6.3, 6.6)
Instruments from around the world
-  **Farming** (Standards 3.1; 6.5, 6.6; 9.1)
Real and model tools, animals, book
-  **Flower Pictures** (Standards 5.1, 5.5, 5.10)
Grass, shrub, vine, and tree flowers; pollination; complements **What is a Flower?** box
-  **Four Alphabets** (Standards 1.1, 1.2, 1.4, 1.5; 3.1, 3.3; 6.1, 6.3)
Mounted letters in four different styles of text from the Victorian era
-  **Handling Material** (Standard 5.1)
Items selected for different textures, shapes, surfaces
-  **Human Families Pictures** (Standards 5.5, 5.6)
-  **Indians!** (Standards 6.1- 6.4, 6.6)
American Indian items, buckskin, rattle, stone axe head, chart of house types; pictures
-  **Let's Look at Pictures - Slides** (Standard 1.1)
Slides with typescript introducing art to the very young
-  **Little Dolls From Around the World** (Standard 6.6)
-  **Masks** (Standards 1.5; 6.3, 6.6)
Wood, *papier maché*, cloth, plastic
-  **Music Makers** (Standards 1.1, 1.2, 1.5; 6.6)
Instruments from around the world
-  **Noah's Ark** (Standard 5.5)
Large wooden ark, nine pairs of animals, book
-  **North American Indians** (Standards 1.2, 1.5; 6.1-6.4, 6.6)
Ancient to modern, southeast to northwest

-  **Seeds and How They Travel** (Standards 5.1, 5.5, 5.10)
Seeds spread by water, air, hitchhiking, exploding, or planting by animal or man
-  **Transportation** (Standard 6.6)
Methods of transportation, primitive and modern
-  **Transportation: How Shall We Travel?** (Standard 6.6)
Land, sea, and air vehicles
-  **We Live in the Ocean** (Standards 5.1, 5.5, 5.10)
Puffer fish, seastar, coral
-  **Wear It On Your Head** (Standard 6.2)
Hats of different materials from many places
-  **What Can Electricity Do?** (Standards 5.1, 5.3, 5.4, 5.7)
It turns on lights, rings bells, runs motors; activities
-  **What Can We Measure?** (Standards 4.2, 4.3, 5.1, 5.3, 5.8, 5.10)
Ways to measure temperature, weight, volume, time
-  **What Can We See?** (Standard 5.1, 5.5-5.7)
Magnifiers and things to view
-  **What Can You Pack In It?** (Standard 4.2)
Different containers you might take to Grandma's house for a visit
-  **What Can You Put In It?** (Standards 4.2; 6.6)
Containers: pottery, basket, leather
-  **What Does An Animal Wear?** (Standards 5.1, 5.5, 5.10)
Chitin, shell, feathers, fur
-  **What Does It Feel Like?** (Standard 5.1)
Items selected for different textures, shapes, surfaces
-  **What Is A City?** (Standard 6.6)
People, buildings, vehicles, map, diagram, pictures; complements **City Blocks** box
-  **What Is A Flower?** (Standards 5.1, 5.5, 5.10)
Pressed, dried, and plastic flowers; scents; flower cross-section as a jigsaw puzzle; complements **Flower Pictures** box
-  **What Is A Fossil?** (Standards 5.1, 5.5, 5.8)
Plant, invertebrate, and vertebrate fossils; chart, pictures
-  **What Is A Rock?** (Standards 5.1, 5.6, 5.8)
What does it look like, feel like? What is it made of?
-  **What Is A Snake?** (Standards 5.1, 5.5, 5.10)
Backbone, skin, skull, rubber snake, food chart
-  **What Is A Spider?** (Standards 5.1, 5.5, 5.10)
Specimens; chart, pictures
-  **What Is A Tree?** (Standards 5.1, 5.5, 5.10)
Leaves, seeds, bark, cutout of a tree
-  **What Is A Turtle?** (Standards 5.1, 5.5, 5.10)
Sample shells, skulls, skutes, eggshell, plastic model; pictures



What Is An Insect? (Standards 5.1, 5.5, 5.10)

Large plastic insect, real specimens; pictures



What Is An Invertebrate? (Standards 5.1, 5.5, 5.10)

Chart, plastic models, specimens; pictures



Who wears this hat? (Standards 9.1)

Hats on stands to match with figures, such as chef and bridesmaid